

**IF YOU RECEIVE A
NOTICE OF VIOLATION**

Please take prompt action to correct the violation. If you have questions or if you are working toward correcting the violation, but need additional time due to special circumstances, please call the Code Compliance Officer at 753-2560 as soon as possible.

If prompt action is not taken to bring the violation into compliance, you may be served with a Notice of Hearing requiring your appearance before the Special Magistrate.

The Special Magistrate will hear the case and issue an order directing you to correct the violation within a specified period of time. The costs incurred by the Code Compliance Division in the prosecution of a case may be assessed. Failure to pay the costs assessed and correct the violation by the time specified in the Order may result in a lien placed against the property.



**Residential
Property Standards
Guide**



Code Compliance Division
12300 W. Forest Hill Boulevard
Wellington, FL 33414
Phone: 561-753-2560
www.wellingtonfl.gov

Introduction

Wellington has adopted many property maintenance standards that, if followed, will contribute to good neighborhoods and higher property values. This brochure has been developed to explain some of those standards. Use the following information as a guide to evaluate your property and to decide if anything needs attention.

Structure Maintenance Standards

Maintain all principal and accessory buildings and structures, including roofs, walls, trim, soffits, fascia, awnings, driveways, sidewalks, parking areas, flags, flagpoles, screen enclosures and the like, free of debris, stains, mold, discoloration or deterioration.

Yard and Landscaping Maintenance

Provide maintenance of all landscaping in a way that presents a healthy, neat and orderly appearance. All landscaping shall be maintained free from disease, pests, weeds and litter. This maintenance shall include weeding, watering, fertilizing, pruning, mowing, edging, mulching or other maintenance, as needed, consistent with acceptable horticultural practices.



Grass, weeds and underbrush need to be maintained within the following standards:

- Less than six inches in height on developed lots.
- Less than twelve inches in height on undeveloped lots

Neighborhood Improvement Inspections

The Code Compliance Division periodically conducts proactive Neighborhood Improvement Inspections in each residential community. If violations of any of the property maintenance standards are noted, a notice will be given to the property owner of record, and in some cases the tenant, to advise them of the problem(s).

A property owner will be given a period of time to correct the violation, usually three to thirty days. The amount of time provided for corrective action is largely dependent upon the type of violation noted. If the violation is not corrected within that period of time, a case will be sent to the Special Magistrate.

Resident Complaints

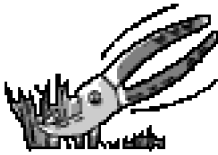
Residents may file a complaint by calling the Code Compliance hotline (561)753-2560. Please provide the nature of the complaint and the complete address of the alleged violation(s).

Solid Waste Storage and Dumpster and Garbage Can Placement

Store solid waste in garbage cans or dumpsters. Garbage cans and other trash or recycling containers may be placed at the curb no earlier than 6 P.M. on the day prior to scheduled pick-up and removed from the curb no later than 11 P.M. on the day of the pick-up. Garbage cans, recycling containers and any other trash containers must be stored indoors or in a portion of the rear or side yard that is screened from view by walls, fences or hedges.

Vegetative Waste

Vegetative waste, resulting from yard and landscaping maintenance that cannot be broken down to fit in a waste container may be placed on the unpaved public right-of-way **no more** than 24-hours prior to scheduled pickup.



Small loose materials such as leaves, trimmings, fruit, seeds, small fronds and weeds must be put in a container. Those containers may be put out as noted for garbage cans above. If your backyard abuts a major thoroughfare, vegetative waste may NOT be placed on the major thoroughfare right-of-way due to potential safety hazards during pickup.

Vegetative waste, except palm fronds, must be no more than six feet in length and no single item shall weigh more than 50 pounds.


It is the property owner's responsibility to assure proper removal and disposal of debris caused by the removal of any trees or vegetation. The contractor may not pick up excessive debris, debris in front of an undeveloped lot or debris that is not cut and/or bundled appropriately.

Residential Architectural Standards

Standards have been adopted that regulate the material and colors for exterior walls, trim, driveways, roofs, awnings, screen enclosures and fences. A permit is required prior to applying the material or color of any principal or accessory structure. Before you change the material or color of any of these types of residential features, you must contact the Planning and Zoning Division to determine the standards that apply to your property. Your HOA should also be contacted.

Miscellaneous Standards

Outdoor clotheslines and drying of clothes in any yard or any portion of a yard that is visible from the street or from neighboring properties is prohibited. Any rear or side yard utilized for this purpose must be screened by buildings, walls, fences or hedges.



Household items, maintenance equipment or supplies, or other articles not designed and intended as outdoor amenities are prohibited in any front, rear or side yard that is visible from the street.

Portable basketball backboards and hoops are permitted in front yards provided they are located no closer than 15 feet to the front property line, 3 feet from the side property line and do not exceed 14 feet above the grade level, or provided they are removed and stored indoors when not in use.

Structures Erected Without Permits

Most structures and improvements to structures require building permits. Improvements such as decks, fences, patio slabs, concrete or asphalt driveways and sheds also require permits. Before beginning any home improvement, it is suggested that you contact the Planning, Zoning and Building Department to determine whether permits are required. Your Homeowner's Association should also be contacted.

Vegetation Removal Permits Required


A vegetation removal permit is required prior to the removal of all trees, including dead trees or invasive non-native vegetation (Melaleuca, Brazilian pepper, Australian pine, etc)

Equestrian Overlay District

Some regulations have been modified to ensure the preservation and protection of neighborhoods which comprise Equestrian Preservation Areas, the equestrian industry and the rural lifestyles that exist in the Equestrian Preservation Areas.

The Equestrian Preservation Areas include, but are not limited to, Palm Beach Little Ranches, Palm Beach Little Ranches East, Paddock Park No. 2, Saddle Trail Park, Rustic Ranches and areas located south of Lake Worth Road and west of 120th Avenue, including all of Palm Beach Point.

Prior to any improvement to your property including dressage walls, fences and tents as temporary stalls, please contact the Planning and Zoning Division to obtain the standards that apply to your property.



Fences – Design, Location and Maintenance

Fences up to a maximum of 6 feet in height are permitted in rear and side setbacks, except as otherwise noted. The height of a fence is measured at the highest point above natural grade on either side of the fence. Fences may not be located closer than 5 feet to the front plane of the principal structure. Fences shall not be located closer than 3 feet to any street right-of-way. The finished side of all fences shall face the street or adjoining property. Wellington has specific approved fence designs, materials and colors that include: major thoroughfare fences; three board, split rail, wooden picket; decorative, board on board, vertical shadow box; chain-link fences and aluminum picket. Before you install a new fence, contact the Planning and Zoning Division to verify which type of fence is appropriate for your property. In some cases, landscaping and irrigation requirements may apply to the type of fence you select.

Fences must be maintained in good repair. Painted surfaces shall not be faded and shall be free of discoloration, staining or peeling. Other surfaces shall not be faded, discolored, stained, peeling, chipped or broken. Surfaces shall be cleaned or repainted when any surface is more than 10% stained or discolored or if the paint is peeling over more than 5% of any surface. Broken boards, posts, slats or fittings shall be replaced immediately. Fences must be maintained in a vertical configuration and shall not be allowed to lean. Rails and posts must be structurally sound and not bent. Fabric, rails, posts, fitting and gates that become more than 10% discolored shall be cleaned or replaced. Chipped or broken walls shall be repaired immediately.

Landscaping and barrier hedges are required to be trimmed and maintained in a healthy and neat condition and can not extend onto or over public properties, rights-of-way or easements.